



Small-Scale C&I Energy Storage Solution

BOS-A

BOS-A



Intelligent Control

Over-discharge/charge/current and temp protection



Superior Output

Support up to 160A current output



Flexible Expansion

Support 7-21 packs in series
Inverter 50-100kW, Battery 54-161kWh



10-Year Warranty

Safest LFP battery&Intelligent BMS



3U Rack Design

Connectable to two inverter DC interfaces



Battery Protection

Auto-managed charge/discharge&Cell voltage balancing

Small-Scale C&I Energy Storage Solution



Model

BOS-A

Main Parameters

Cell Chemistry	LiFePO ₄		
Module Energy (kWh)	7.68		
Module Nominal Voltage (V)	38.4		
Module Capacity (Ah)	200		
Module Dimension (W × D × H, mm)	601.5 × 520 × 135		
Module Weight Approximate (kg)	70		
Battery Module Qty In Series (Optional)	7	13	21
System Nominal Voltage (V)	268.8	499.2	806.4
System Operating Voltage (V)	235.2 ~ 306.6	436.8 ~ 569.4	705.6 ~ 919.8
System Energy (kWh)	53.76	99.84	161.28
System Usable Energy (kWh) ¹	48.38	89.85	145.15
Charge / Discharge ² Current (A)	Recommend		100
	Max		160
Working Temperature (°C)	Charge : 0 ~ 55 / Discharge : -20 ~ 55		
Status Indicator	Yellow : Battery High Voltage Power On Red : Battery System Alarm		
Communication Port	CAN2.0		
Humidity	5% ~ 85%RH		
Altitude	≤3000m		
IP Rating of Enclosure	IP20		
Dimension (W × D × H, mm)	610 × 610 × 1900	610 × 610 × 2350	(610 × 610 × 1900) × 2
Weight Approximate (kg)	525	934	1501
Installation Location	Rack-Mounted		
Storage Temperature (°C)	0 ~ 35		
Recommend Depth of Discharge	90%		
Cycle Life	≥6000 (25±2°C, 0.5C / 0.5C, EOL70%)		
Warranty ³	10 years		
Certification	CE / IEC 62619 / IEC 62040 / UN38.3 / VDE-2510		

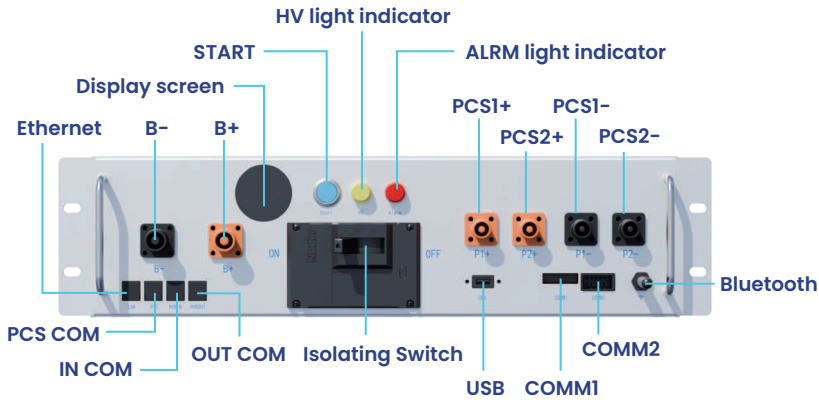
1. DC Usable Energy, test conditions : 90%DOD, 0.3C charge & discharge at 25°C. System usable energy may vary due to system configuration parameters.

2. The current is affected by temperature and SOC.

3. The warranty is due whichever reached first of warranty period or life cycle power.

Small-Scale C&I Energy Storage Solution

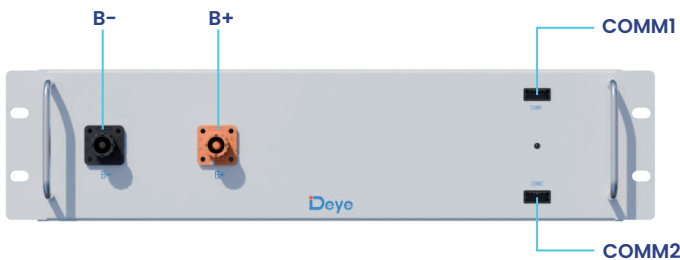
Model	BOS-A-PDU-2
Operating Voltage	200~1000Vdc
Max.Charge/Discharge Current	160A
Operating Temperature	-20~65°C
Ingress Protection	IP20
DC Input Rating	12±2%V/4.15A
Details	572×632×142.2(W×D×H),21kg



- © Ethernet:Features not yet developed.
- © PCS COM:PCS COM battery communication terminal: used to output battery information to the inverter.
- © IN COM:Connection position with previous BOS-A-PDU-4 communication input.
- © OUT COM:Connection position with next BOS-A-PDU-4 communication output.

- © Isolating Switch:It is used to manually control the connection between the battery rack and external devices.
- © USB:BMS upgrade port and storage expansion port.
- © COMM1:Connection position of external 12VDC power supply.
- © COMM2:Used for communication and providing power.
- © Bluetooth:The mobile APP connects to the data acquisition rod of the energy storage system.
- © B+:Battery common positive connection position (red).
- © B-:Battery common negative connection position (black).
- © Display screen:Display SOC and fault codes.
- © START:A start switch of 12VDC power inside the high-voltage control box.
- © HV light indicator:High-voltage hazard indicator (yellow).
- © ALRM light indicator:Battery system fault alarm indicator (red).
- © PCS1+:First PCS positive connection position (orange).
- © PCS2+:Second PCS positive terminal connection position (orange).
- © PCS1-:First PCS negative connection position (black).
- © PCS2-:Second PCS negative connection position (black).

Model	BOS-A-Pack7.68		
Nominal Capacity	200Ah	Ingress Protection	IP20
Nominal Energy	7.68kWh	Operating Temperature(Charge)	0~55°C
Nominal Voltage	38.4Vdc	Operating Temperature(Discharge)	-20~55°C
Nominal Charge/Discharge Current	160A	Storage Temperature	0~35°C
Details	576×632×135.2(W×D×H),66kg		



- © B-:Battery module negative pole (black).
- © B+:Battery module positive pole (orange).
- © COMM1:Used for communication and providing power.
- © COMM2:Used for communication and providing power.

Small-Scale C&I Energy Storage Solution

Model

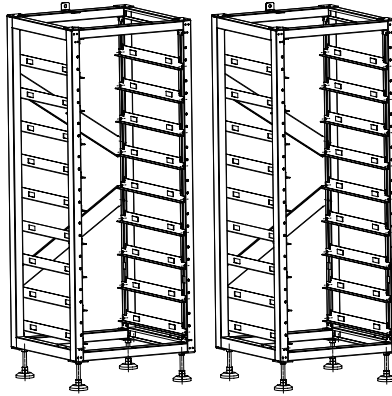
BOS-A

BOS-A-Rack9 *2

Can install 16 pcs batteries and 1 pcs High Voltage Battery cluster control box.

Dimension (W × D × H)
Weight Approximate

1220 × 610 × 1600mm
84kg

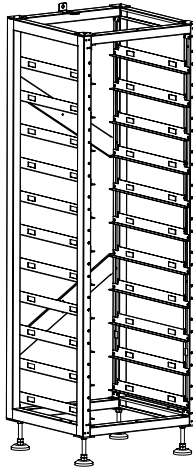


BOS-A-Rack11 BOS-A-Rack11 *2

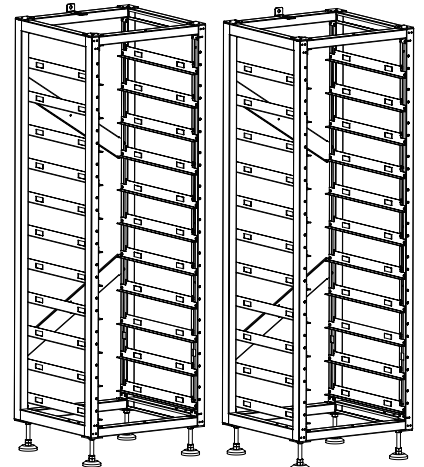
Can install 10 pcs batteries and 1 pcs High Voltage Battery cluster control box.
Can install 21 pcs batteries and 1 pcs High Voltage Battery cluster control box.

Dimension (W × D × H)
Weight Approximate

610 × 610 × 1900mm
47kg



1220 × 610 × 1900mm
94kg

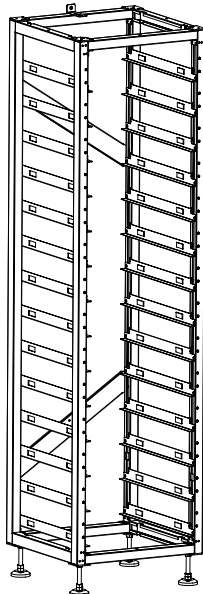


BOS-A-Rack14

Can install 13 pcs batteries and 1 pcs High Voltage Battery cluster control box.

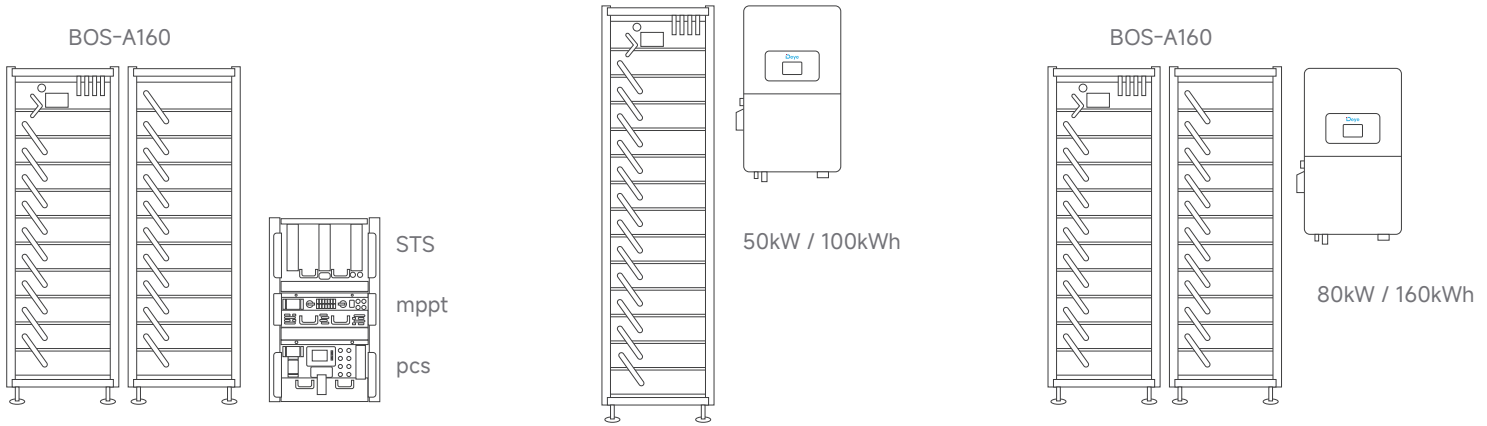
Dimension (W × D × H)
Weight Approximate

610 × 610 × 2350mm
55kg

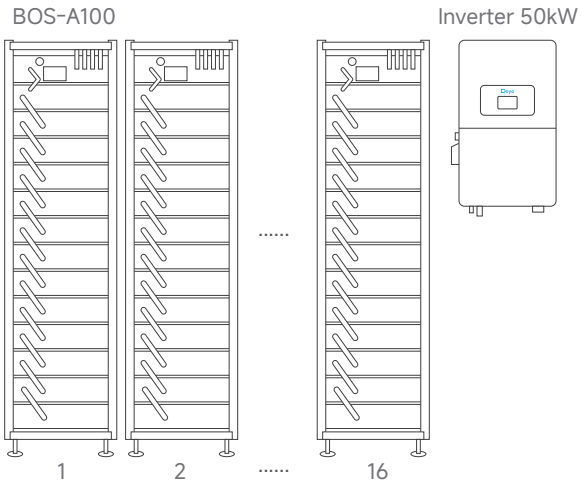


Small-Scale C&I Energy Storage Solution

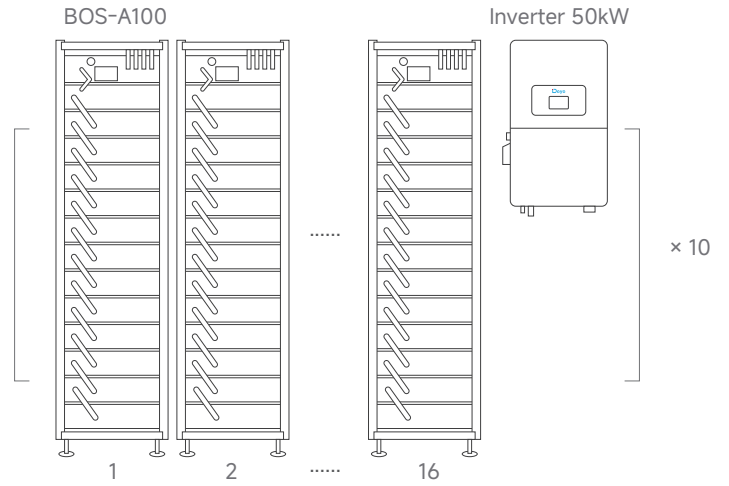
Backup Power Duration Plan	1 hours		2 hours		4 hours	
Hybrid inverter power	100kW	50kW	80kW	50kW	80kW	
Battery model	BOS-A160	BOS-A100	BOS-A160	BOS-A100	BOS-A160	
Number of batteries	1 pc	1 pc	1 pc	2 pcs	2 pcs	



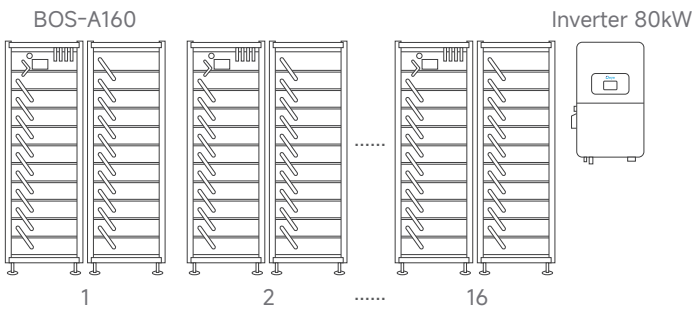
Typical Application Scenarios



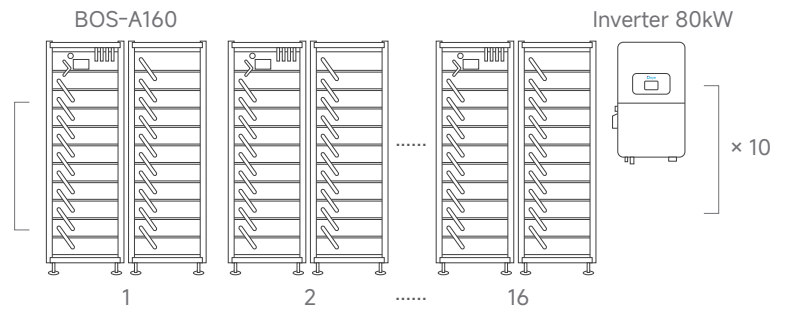
Maximum support for 16 racks of batteries in parallel



Maximum support for 10 inverters in AC parallel operation



Maximum support for 16 clusters of batteries in parallel



Maximum support for 10 inverters in AC parallel operation

Deye Cloud

All-in-one Energy & Device Management Platform

- Unlock significant savings
- Individual Add-on for dynamic tariff
- Intelligent charging/discharging strategies
- Tailored solution to deye devices
- Real-time equipment monitoring
- Best energy scheduling solutions by Deye Copilot
- 24/7 AI Assistant support

Switch flexibly between autonomous and manual control

Support dynamic tariff and flat-rate

AI Assistant

Offer response suggestions and personalized support experience

Support over 30 languages

Analyze dynamic pricing, predict power load and PV generation to optimize energy dispatch and minimize electricity costs

Display energy savings and costs

Deye Copilot ToU

Smarten Up Your Energy Storage System

Download Deye Cloud APP to join us!
Embrace a seamless, effortless energy experience that's both eco-friendly and budget-friendly with our intelligent assistant



- APP & Web**
Manage your energy effortlessly
- Cloud-edge Collaboration**
Faster and more efficient
- Accelerated Connection**
Optimized for speed and performance
- Localized Data Centers**
Ensure data sovereignty and compliance in EU & US
- Deye Copilot**
AI-powered energy analysis and control
- AI Assistant**
24/7 support, fast, efficient, in your language